



TAO MOTOR

ZHEJIANG TAOTAO VEHICLES CO. LTD





TT-EL-851

Your light weight
easy-storage travel companion!
You can fold in no
time and stored easily in your car
or on public transport,
taking up a minimum amount of space.

MORE COLOR OPTIONS



TT-EL-851

Item No.: TT-EL-851

Ground Clearance: 90mm

Platform Height: 140mm

Tire Size: 8.5 inch

Max Load: 100Kg

Max Speed: 25Km/h

Ride Range: 20Km

Min Turning Radius: 1050mm

Max Climbing Limit: 15 Degree

Motor Power: 250W

Battery Type: Lithium-Ion battery 36V5.2Ah

Charge Requirement: AC100-240V 50/60Hz

Charge Time: 4h

Product Size: 1100mmx425mmx1120mm

Packing Size: 1015mmx215mmx405mm

Net Weight: 12Kg

Gross Weight: 15Kg

Loading Quantities: 300pcs/20GP 744pcs/40HQ



TT-EL-601

Fly and enjoy with your feet!
Smart and mini for kids,
enjoy the family happiness in riding!



TT-ET-100



TT-ET-100


Item No.: TT-ET-100
Ground Clearance: 40mm
Platform Height: 145mm
Tire Size: Front 8 inch & Rear 6 inch
Max Load: 55Kg
Max Speed: 16Km/h
Ride Range: 12Km
Min Turning Radius: 2.05m
Max Climbing Limit: 12 Degree
Motor Power: 120W
Battery Type: Lead Acid Battery 24V
Charge Requirement: AC100-240V 50/60Hz
Charge Time: 8h
Product Size: 890mmx410mmx920mm
Packing Size: 885x205x409mm
Net Weight: 12.2Kg
Gross Weight: 14.8Kg
Loading Quantities: 858

TT-EL-601

Item No.: TT-EL-601
Ground Clearance: 64mm
Platform Height: 107mm
Tire Size: 6 inch
Max Load: 100Kg
Max Speed: 25Km/h
Ride Range: 12Km
Min Turning Radius: 950mm
Max Climbing Limit: 15 Degree
Motor Power: 200W
Battery Type: Lithium-Ion battery 24V
Charge Requirement: AC100-240V 50/60Hz
Charge Time: 2-3h
Product Size: 1050mmx425mmx950mm
Packing Size: 940mmx225mmx330mm
Net Weight: 11Kg
Gross Weight: 14Kg
Loading Quantities: 441pcs/20GP 1024pcs/40HQ



MORE COLOR OPTIONS



TT-EL-P804

Have fun in style!
Stand out and be safe with your
colorful LED lights.



TT-EL-P804

Item No.: TT-EL-P804
Ground Clearance: 48mm
Platform Height: 146mm
Tire Size: 8 inch
Max Load: 80Kg
Max Speed: 10Km/h
Ride Range: 8-10Km
Min Turning Radius: 700mm
Max Climbing Limit: 15 Degree
Motor Power: Dual 250W
Battery Type: Lithium-Ion battery 36V4.0Ah
Charge Requirement: AC100-240V 50/60Hz
Charge Time: 3-4h
Product Size: 700mmx200mmx260mm
Packing Size: 760mmx275mmx330mm
Net Weight: 12.3Kg
Gross Weight: 14.3Kg
Loading Quantities: 441pcs/20GP 1040pcs/40HQ

TT-EL-P655

Item No.: TT-EL-P655
Ground Clearance: 29mm
Platform Height: 121mm
Tire Size: 6.5 inch
Max Load: 80Kg
Max Speed: 10Km/h
Ride Range: 4-6Km
Min Turning Radius: 580mm
Max Climbing Limit: 15 Degree
Motor Power: Dual 200W
Battery Type: Lithium-Ion battery 25.2V2.6Ah
Charge Requirement: AC100-240V 50/60Hz
Charge Time: 4-5h
Product Size: 590mmx185mmx190mm
Packing Size: 640mmx250mmx250mm
Net Weight: 8Kg
Gross Weight: 10Kg
Loading Quantities: 747pcs/20GP 1690pcs/40HQ

MORE OPTIONS

TT-EL-P655



TT-EL-P652




TT-EL-P650



TT-EL-P651

Item No.: TT-EL-P651
Ground Clearance: 29mm
Platform Height: 116mm
Tire Size: 6.5 inch
Max Load: 80Kg
Max Speed: 10Km/h
Ride Range: 4-6Km
Min Turning Radius: 580mm
Max Climbing Limit: 15 degree
Motor Power: Dual 200W
Battery Type: Lithium-Ion battery 25.2V2.6Ah
Charge Requirement: AC100-240V 50/60Hz
Charge Time: 4-5h
Product Size: 590mmx185mmx190mm
Packing Size: 625mmx320mmx223mm
Net Weight: 8Kg
Gross Weight: 10Kg
Loading Quantities: 1023pcs/20GP 1770pcs/40HQ



TT-EL-P652


Item No.: TT-EL-P652
Ground Clearance: 29mm
Platform Height: 121mm
Tire Size: 6.5 inch
Max Load: 80Kg
Max Speed: 10Km/h
Ride Range: 8-10Km
Min Turning Radius: 580mm
Max Climbing Limit: 15 Degree
Motor Power: Dual 250W
Battery Type: Lithium-Ion battery 36V4.0Ah
Charge Requirement: AC100-240V 50/60Hz
Charge Time: 3-4h
Product Size: 590mmx185mmx190mm
Packing Size: 640mmx250mmx250mm
Net Weight: 10.6Kg
Gross Weight: 12.6Kg
Loading Quantities: 747pcs/20GP 1690pcs/40HQ

TT-EL-P650

Item No.: TT-EL-P650
Ground Clearance: 29mm
Platform Height: 121mm
Tire Size: 6.5 inch
Max Load: 80Kg
Max Speed: 10Km/h
Ride Range: 8-10Km
Min Turning Radius: 580mm
Max Climbing Limit: 15 degree
Motor Power: Dual 200W
Battery Type: Lithium-Ion battery 25.2V 4.0Ah
Charge Requirement: AC100-240V 50/60Hz
Charge Time: 3-4h
Product Size: 590mmx185mmx190mm
Packing Size: 625mmx320mmx223mm
Net Weight: 10Kg
Gross Weight: 12.3Kg
Loading Quantities: 1023pcs/20GP 1770pcs/40HQ

Orange Green

Kas 500 Electric ATV for kids!



Orange Green

Suk 500 Electric ATV for kids!



KAS 500

Model: KAS 500

Motor Type: Brushless Motor, 36V500W

Drive Train: Chain drive Rotate speed(R/min): 2800r/min

Rated Voltage(V): 36V Max output power: 1080W

Rated torque : 1.3 N.m

Battery Type: 3*12V/12Ah Lead Acid Maintenance-Free Battery

Charging time: 8H

Charger: AC100-240V 50/60Hz 1.6A

Controller capacity: 36V500W Brushless

Overall Size (L*W*H) : 1050*640*680mm

Wheelbase : 700mm Ground Clearance: 80mm

Seat Height: 470mm

Max speed: 1st Gear 18km/h, 2nd gear 25km/h, 3rd gear 30km/h

Distance per charge: 35KM Dry Weight: 53kg

Max. Load: 50kg

Brakes/Front: Handle Disc brake

Brakes/Rear: Handle Disc brake

Tires/Front: 4.10-6 Tires/Rear: 13x5.0-6

Package Size: 990x580x435mm

Loading Quantity: 110pcs/20'GP, 262pcs/40'HQ

SUK 500

Model : SUK 500

Motor Type: Brushless Motor, 36V500W

Drive Train: Chain drive Rotate speed(R/min): 2800r/min

Rated Voltage(V): 36V

Max output power: 1080W Rated torque : 1.3 N.m

Battery Type: 3*12V/12Ah Lead Acid Maintenance-Free Battery

Charging time: 8H

Charger: AC100-240V 50/60Hz 1.6A

Controller capacity: 36V500W Brushless

Overall Size (L*W*H) : 1050*670*680mm

Wheelbase : 700mm Ground Clearance: 80mm

Seat Height: 500mm

Max speed: 1st Gear 18km/h, 2nd gear 25km/h, 3rd gear 30km/h

Distance per charge: 35KM Dry Weight: 51kg

Max. Load: 50kg

Brakes/Front: Handle Disc brake

Brakes/Rear: Handle Disc brake

Tires/Front: 4.10-6 Tires/Rear: 13x5.0-6

Package Size: 990x580x435mm

Loading Quantity: 110pcs/20'GP, 262pcs/40'HQ

Red Blue Yellow

Fox 250 Boys, master it!



Red Blue Yellow

Fox 500 Boys, master it!



FOX 250

Model: FOX 250

Motor Type: Brush Motor, 24V250W

Drive Train: Chain drive

Rotate speed (R/min): 2800r/min

Rated Voltage(V): 24V

Max output power: 500W Rated torque : 0.65N.m

Battery Type: 2*12V/7Ah Lead Acid Maintenance-Free Battery

Charger: AC100-240V 50/60Hz 1.5A

Charging time: 6H

Controller capacity: 24V/250W Brush

Overall Size (L*W*H): 1165*625*740mm

Wheelbase : 825mm

Seat Height: 470mm

Max speed: 16 KM/h

Distance per charge: 12 KM

Dry Weight: 23 kg

Max. Load: 64 kg

Brakes/Front: No

Brakes/Rear: Handle Drum brake

Tires/Front: 12 1/2 X 2.75

Tires/Rear: 12 1/2 X 2.75

Package Size: 1150x275x650mm

Loading Quantity: 126pcs/20'GP, 344pcs/40'HQ

FOX 500

Model : FOX 500

Motor Type: Brush Motor, 36V500W

Drive Train: Chain drive

Rotate speed(R/min): 2350-2650r/min

Rated Voltage(V): 36V

Max output power: 750W

Rated torque : 1.2N.m

Battery Type: 3*12V/12Ah Lead Acid Maintenance-Free Battery

Charger: AC100-240V 50/60Hz 1.5A

Charging time: 6H

Controller capacity: 36V/500W Brush

Overall Size (L*W*H) : 1360*630*890mm

Wheelbase : 950mm

Seat Height: 595mm

Max speed: ≥25 KM/h

Distance per charge: 20 KM

Dry Weight: 44 kg

Max. Load: 79 kg

Brakes/Front: Handle Disc brake

Brakes/Rear: Handle Disc brake

Tires/Front: (64-30S) 16x2.4

Tires/Rear: 2.5-10

Package Size: 1210x325x660mm

Loading Quantity: 93pcs/20'GP, 264pcs/40'HQ

Red Blue Yellow

BAYMAX 500



Red Blue Yellow

CANDY 250 Girls, it's your time!



BAYMAX 500

Model BAYMAX 500

Motor Type: Brush Motor, 36V500W

Drive Train: Chain drive

Rotate speed (R/min): 2800r/min

Rated Voltage(V): 36V

Max output power: 1080W Rated torque: 1.3 N.m

Battery Type: 3*12V/9Ah Lead Acid Maintenance-Free Battery

Charging time: 6H

Charger: AC100-240V 50/60Hz 1.2A

Controller capacity: 36V30AH Brush

Overall Size (L*W*H): 1235*730*910mm

Wheelbase: 590mm Ground Clearance: 85mm

Seat Height: 600mm Max speed: 18KM/h

Distance per charge: 20KM

Dry Weight: 56kg Max. Load: 50kg

Brakes/Front: No

Brakes/Rear: Handle Disc brake

Tires/Front: 16x4.5-7 Tires/Rear: 14x5.5-6

Package Size: 1150X685X590mm

Loading Quantity: 64pcs/20' GP, 136pcs/40' HQ

CANDY 250

Model : CANDY 250

Motor Type: Brush Motor, 24V250W

Drive Train: Chain drive

Rotate speed(R/min): 2800r/min Rated Voltage(V): 24V

Max output power: 500W Rated torque: 0.65N.m

Battery Type: 2*12V/7Ah Lead Acid Maintenance-Free Battery

Charging time: 12H

Charger: AC100-240V 50/60Hz 1.5A

Controller capacity: 24V250W Brush

Overall Size (L*W*H) : 1275*465*720mm

Wheelbase : 955mm Ground Clearance: 50mm

Seat Height: 515mm Max speed: 24KM/h

Distance per charge: 12KM Dry Weight: 24.5kg

Max. Load: 77kg Brakes/Front: No

Brakes/Rear: Handle Drum brake

Tires/Front: 12 1/2 X 4 1/4

Tires/Rear: 12 1/2 X 4 1/4

Package Size: 1265x325x585mm

Loading Quantity: 120pcs/20' GP, 256pcs/40' HQ